


GENERAL NOTES:

1. Refer to Radial Timber installation guides for further installation information (www.radialtimbers.com.au)
2. Do not scale Drawings. If drawings are in question or discrepancy, the builder shall be responsible for obtaining clarification from the building designer and or building surveyor before continuing with construction.
3. All dimensions relating to existing conditions shall be field verified.
4. Where otherwise specified all products shall be installed according to Radial Timbers specifications. This applies not withstanding any relevant Building Act, Regulation, Building Code of Australia, Local Government Regulation/Requirement and Australian Standard.
5. All external timbers to be treated against weather exposure to current AS 1604 specifications or no less than durability Class 1 In-Ground/Class 2 Above Ground as per AS 5604 Timber Natural Durability Ratings.
6. All Residential timber framing, bracing & tie downs are to be in accordance to AS 1684 (Commercial construction specifications to be provided by Engineer).
7. Compliance with the relevant National Construction Code Of Australia (NCC) Volume 1 & or Volume 2 is mandatory (Not limited to) & the GUIDE TO STANDARDS & TOLERANCES.
8. Compliance with the (NCC) Volume 1: **3.5.3.2 Timber Cladding & 3.5.3.6 Flashings to wall openings**
Openings in *external wall* cladding exposed to the weather must be flashed as follows:
(a) All openings must be adequately flashed using materials that comply with AS/NZS 2904.
(b) *Flashings* must be securely fixed at least 25 mm under the cladding
9. Compliance with the following Australian Standards is mandatory (Not limited to):

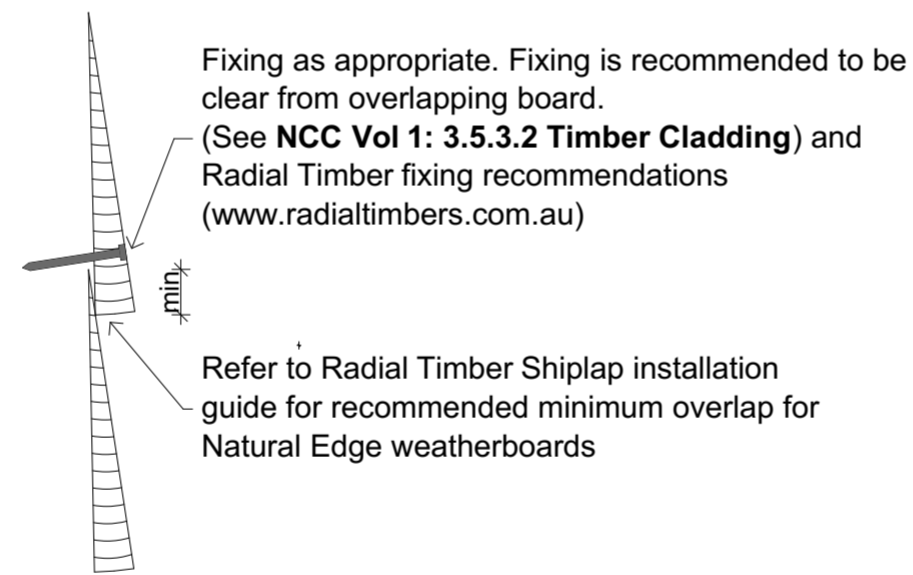
AS 1684 TIMBER FRAMED CONSTRUCTION
AS 5604 NATURAL TIMBER DURABILITY
AS 3959 CONSTRUCTION IN BUSHFIRE AREAS
AS 2796.1 TIMBER HARDWOOD - SAWN & MILLED PRODUCTS (PRODUCT SPECIFICATION)
AS 2047 WINDOWS IN BUILDINGS
AS 2870 RESIDENTIAL SLABS & FOOTINGS
AS 2311 PAINTING OF BUILDINGS
AS 3600 TERMITE MANAGEMENT
AS 1170 STRUCTURAL DESIGN ACTIONS
10. All underground services (Sewer, Drainage, Gas, Electric, telecommunications, etc;) to be determined on site & from relevant authority records, prior to commencement of any construction.



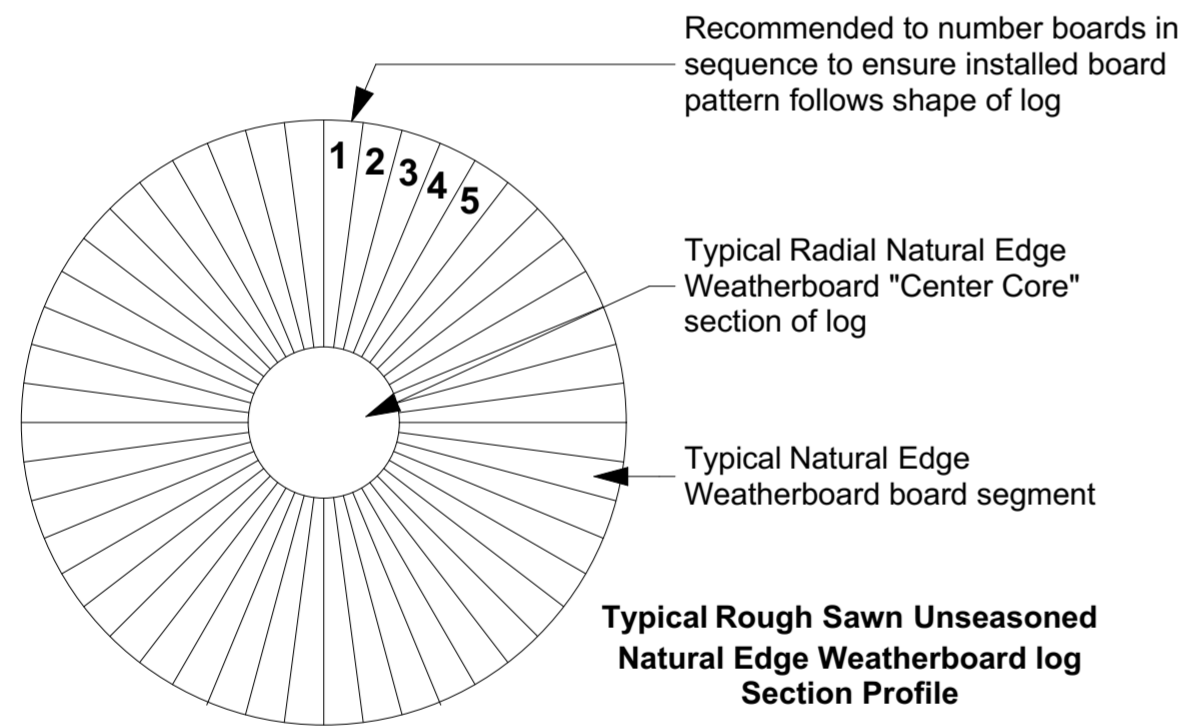
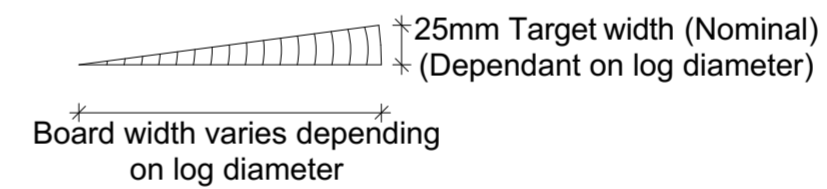
Cut off end
Refer to Radial Timber Weatherboard installation guide

Cut off end
Refer to Radial Timber Weatherboard installation guide

Typical Rough Sawn Unseasoned Natural Edge Weatherboard segment Section Profile



Typical Rough Sawn Unseasoned Natural Edge Weatherboard segment Section Profile



DETAILS INDICATED MAY NOT ALIGN WITH SPECIFIC STRUCTURAL ELEMENTS AND ARE INDICATIVE OF HOW RADIAL TIMBER PRODUCTS ARE TO BE GENERALLY INSTALLED. THE BUILDER SHALL CHECK AND VERIFY ALL DIMENSIONS AND CONSTRUCTION METHODS WITH THE DESIGNER AND NOTIFY ALL ERRORS AND OMISSIONS TO THE DESIGNER. DRAWINGS ARE NOT TO BE USED FOR CONSTRUCTION UNTIL ISSUED BY THE DESIGNER FOR CONSTRUCTION. DO NOT SCALE DRAWINGS. USE FIGURED DIMENSIONS ONLY.



RADIAL TIMBER SALES
12 PARK DRIVE,
DANDENONG SOUTH,
VICTORIA 3175
PH: (03) 9768 2100
EMAIL: sales@radialtimbers.com.au
WEB: www.radialtimbers.com.au

DRAWING NAME:

Typical Radial Natural Edge Weatherboard Detail

SCALE: A2 - Not To Scale DWG NO: NE01
DATE: 26/11/2021 REVISION: 06