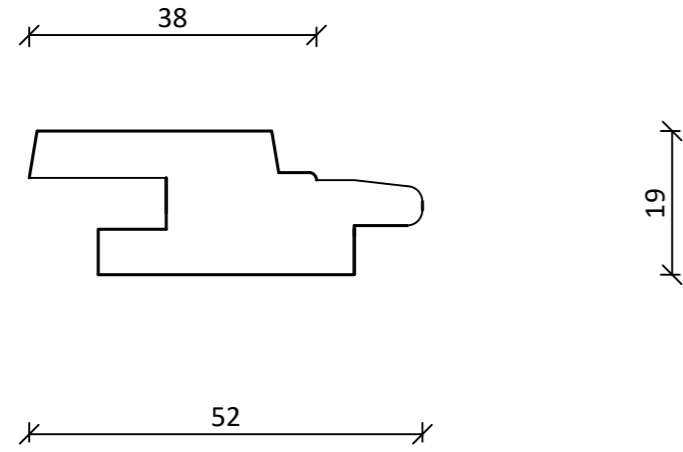
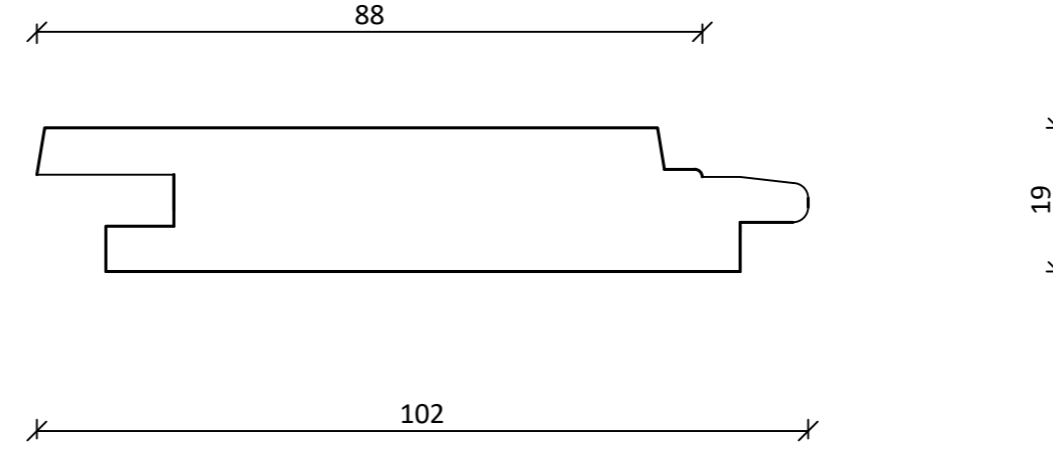


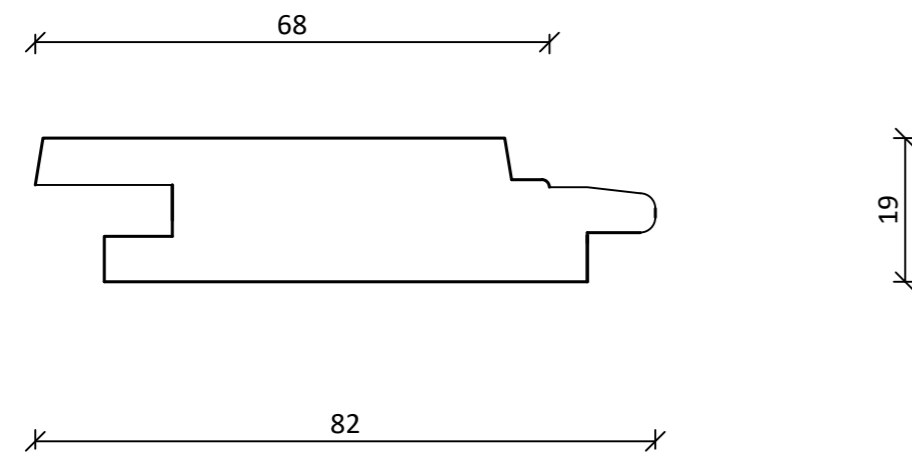
Radial Shiplap
Secret Fix
T&G KD DAR
(RSL19038SA)
38 x 19mm



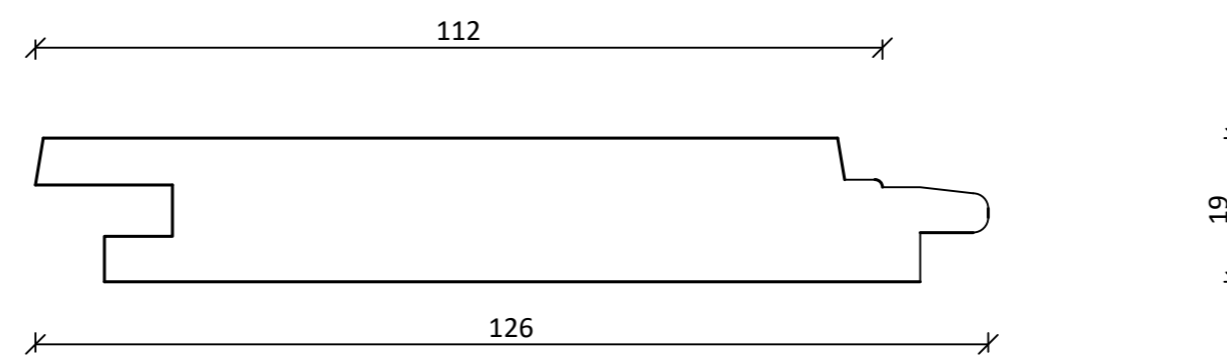
Radial Shiplap
Secret Fix
T&G KD DAR
(RSL19088SA)
90 x 19mm



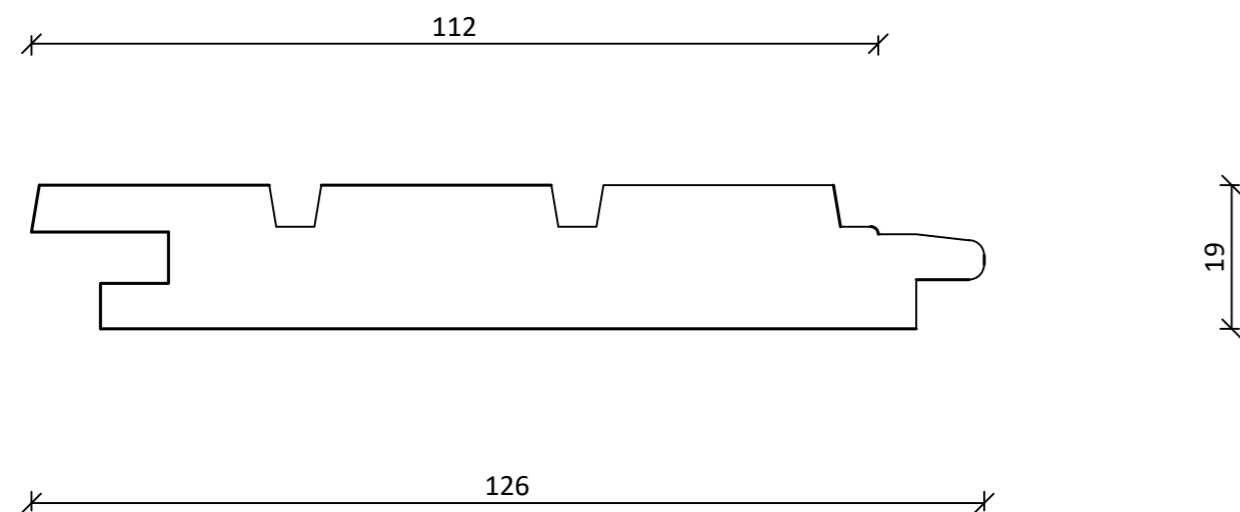
Radial Shiplap
Secret Fix
T&G KD DAR
(RSL19068SA)
70 x 19mm



Radial Shiplap
Tounge & Groove
(Face Fixed)
KD DAR
(RSL19112SA)
110 x 19mm



Radial Shiplap
Tongue & Groove
(Face Fixed) KD DAR
Grooved Profile
(RSLG19112SA)
110 x 19mm



NOTES:

THE BUILDER SHALL CHECK AND VERIFY ALL DIMENSIONS AND NOTIFY ALL ERRORS AND OMISSIONS TO THE DESIGNER. DRAWINGS ARE NOT TO BE USED FOR CONSTRUCTION UNTIL ISSUED BY THE DESIGNER FOR CONSTRUCTION. DO NOT SCALE DRAWINGS. USE FIGURED DIMENSIONS ONLY.
FIXING DETAILS:
REFER TO RADIAL TIMBERS RECOMMENDED FIXINGS (www.radialtimbers.com.au)

RADIAL TIMBER SALES
12 PARK DRIVE,
DANDENONG SOUTH 3175
PH: (03) 9768 2100
EMAIL: sales@radialtimbers.com.au
WEB: www.radialtimbers.com.au



DRAWING NAME:
Typical Shiplap Tongue & Groove Profiles

SCALE: A2 - 1:1

DATE: 15/2/22

DRAWN BY: RADIAL TIMBER

DWG NO: RTS01/SQE

REVISION: 02