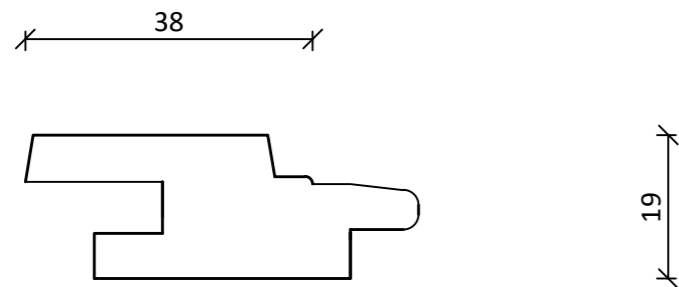
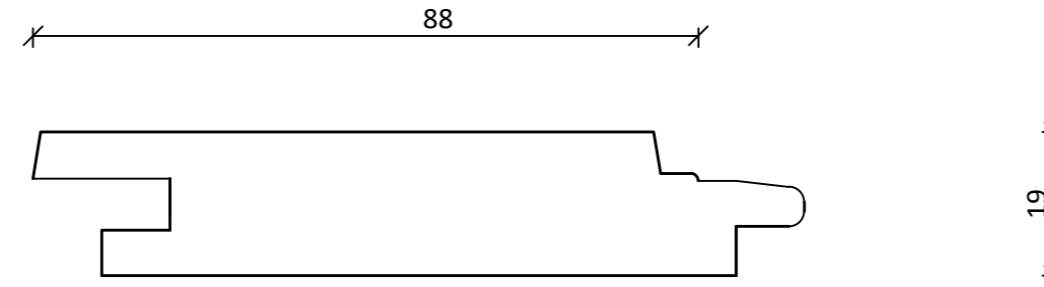


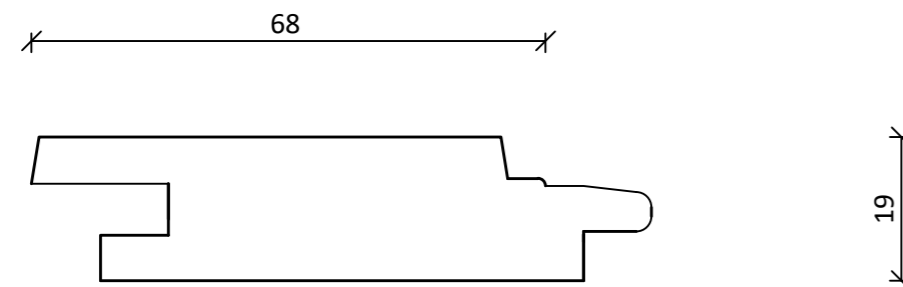
Radial Shiplap
Secret Fix
SQE KD DAR
(RSL19038SA)
38 x 19mm




Radial Shiplap
Secret Fix
SQE KD DAR
(RSL19088SA)
90 x 19mm



Radial Shiplap
Secret Fix
SQE KD DAR
(RSL19068SA)
70 x 19mm



Radial Shiplap
Tounge & Groove
(Face Fixed)
SQE KD DAR
(RSL19112SA)
110 x 19mm



GENERAL NOTES:

1. Do not scale Drawings. If drawings are in question or discrepancy, the builder shall be responsible for obtaining clarification from the building designer and or building surveyor before continuing with construction.
2. All dimensions relating to existing conditions shall be field verified.
3. Where otherwise specified all products shall be installed according to Radial Timbers specifications. This applies not withstanding any relevant Building Act, Regulation, Building Code of Australia, Local Government Regulation/Requirement and Australian Standard.
4. Radial Timbers recommends the following gap spacing:
SQE Secret Fix Shiplap:
· Board to be installed so that tongue of overlapping board just touches the raised section on the lapped board.
5. All external timbers to be treated against weather exposure to current AS 1604 specifications or no less than durability Class 1 In-Ground/Class 2 Above Ground as per AS 5604 Timber Natural Durability Ratings.
6. All external steel & fixings to be a minimum of Hot Dip Galvanized or equivalent corrosion protection to AS 2311 & 2312 unless within 1Km from a salt water environment then Marine grade Stainless steel is to be used, except where noted otherwise by the NCC.
7. All Residential timber framing, bracing & tie downs are to be in accordance to AS 1684 (Commercial construction specifications to be provided by Engineer).
8. Compliance with the relevant National Construction Code Of Australia (NCC) Volume 1 & or Volume 2 is mandatory (Not limited to) & the GUIDE TO STANDARDS & TOLERANCES.
9. Compliance with the (NCC) Volume 1:
3.5.3.2 Timber Cladding & 3.5.3.6 Flashings to wall openings
Openings in *external wall* cladding exposed to the weather must be flashed as follows:
(a) All openings must be adequately flashed using materials that comply with AS/NZS 2904.
(b) *Flashings* must be securely fixed at least 25 mm under the cladding
10. Compliance with the following Australian Standards is mandatory (Not limited to):
AS 1684 TIMBER FRAMED CONSTRUCTION
AS 5604 NATURAL TIMBER DURABILITY
AS 3959 CONSTRUCTION IN BUSHFIRE AREAS
AS 2796.1 TIMBER HARDWOOD - SAWN & MILLED PRODUCTS (PRODUCT SPECIFICATION)
AS 2047 WINDOWS IN BUILDINGS
AS 2870 RESIDENTIAL SLABS & FOOTINGS
AS 1250 THE USE OF STEEL IN STRUCTURES
AS 4100 STEEL STRUCTURES
AS 2311 PAINTING OF BUILDINGS
AS 3600 TERMITE MANAGEMENT
AS 1170 STRUCTURAL DESIGN ACTIONS
AS 1428 DESIGN FOR ACCESS AND MOBILITY
AS 1675 FIXED PLATFORMS, WALKWAYS, STAIRWAYS AND LADDERS - DESIGN, CONSTRUCTION AND INSTALLATION
11. All underground services (Sewer, Drainage, Gas, Electric, telecommunications, etc;) to be determined on site & from relevant authority records, prior to commencement of any construction.

NOTES:

THE BUILDER SHALL CHECK AND VERIFY ALL DIMENSIONS AND NOTIFY ALL ERRORS AND OMISSIONS TO THE DESIGNER. DRAWINGS ARE NOT TO BE USED FOR CONSTRUCTION UNTIL ISSUED BY THE DESIGNER FOR CONSTRUCTION. DO NOT SCALE DRAWINGS. USE FIGURED DIMENSIONS ONLY.
FIXING DETAILS:
REFER TO RADIAL TIMBERS RECOMMENDED FIXINGS (www.radialtimbers.com.au)

RADIAL TIMBER SALES
12 PARK DRIVE,
DANDENONG SOUTH 3175
PH: (03) 9768 2100
FAX: (03) 9768 2177
EMAIL: sales@radialtimbers.com.au
WEB: www.radialtimbers.com.au



OUTLAST TIMBER SUPPLIES
96-100 GOVERNOR ROAD,
MORDIALLOC, 3195
PH: (03) 9587 0366
FAX: (03) 9587 0369
EMAIL: sales@outlast.com.au
WEB: www.outlast.com.au

DRAWING NAME:
Typical Shiplap SQE Profiles

SCALE: A2 - 1:1

DATE: 19/8/18

DRAWN BY: RADIAL TIMBER

DWG NO: RTS01/SQE

REVISION: 02